



 **Ealing**  
www.ealing.gov.uk

**SHAPING  
EALING**

**Your  
Local Plan**

# YOUR VIEWS ON OUR TOWNS AND COMMUNITIES



Over the next few months there will be more opportunities to get involved in Shaping Ealing and our New Local Plan. To receive updates just register on our website [www.Ealing.gov.uk](http://www.Ealing.gov.uk)

For more information on Shaping Ealing visit [www.ealing.gov.uk/shapingealing](http://www.ealing.gov.uk/shapingealing)

---

Town centre summaries

# DOCUMENT CONTENTS







**Councillor Peter Mason,**  
Leader of Ealing Council

---



**Councillor Shital Manro,**  
Cabinet Member for Good Growth

---

---

## Foreword

Firstly, we would like to say a huge thank you to all those who took part in the Shaping Ealing survey. More than 10,600 residents, businesses and others who visit our borough took part in one of the biggest consultations we have carried out. We are delighted that so many of you took the opportunity to share what you think about our borough, about the seven different towns and the facilities and communities in each of these areas.

Ealing is changing. We know our task is to make sure it changes for the better. Right across the seven towns that make our borough special, we know that people care passionately about the future of their communities. Shaping Ealing was designed to capture that, and ensure that the hopes, aspirations, identity, and pride for our neighbourhoods is reflected in the plans we make to shape Ealing for the decade ahead.

We are committed to being open, transparent and inclusive in our approach, as we navigate the challenges we face in the years ahead, responding to the climate emergency, the economic recovery from Brexit and the pandemic, and build a better relationships with and within our communities.

Over 10,000 people participated through Shaping Ealing, in setting out and making clear the things that you know need to change for the better. Whether it is ensuring that good, well paid jobs can be accessed locally, that future generations have access to genuinely affordable homes, or that we preserve and protect the best bits of our built environment and open spaces that give our towns the identities and purpose that makes them what they are.

Here we share a summary of the findings of the survey and you can see whether your views are shared by others across the borough and in your individual town. If you would like to see a more detailed summary of the findings you can also look at the full survey summary [here](#).

Having this feedback is important to us to help understand how people think and feel and it will help us develop plans and policies to guide future development and investment in each of Ealing's seven towns. Alongside the expectations of us from the London Plan and National Planning Policy Framework, as well as technical, detailed and expert studies that help us understand the borough that bit better, the feedback from Shaping Ealing will shape the borough's New Local Plan.

You can find out more about the New Local Plan [here](#) as well as information about we will continue to engage with a wide a cross-section of the community. In the weeks and months ahead we will be using a range of different approaches to make sure that everyone has the opportunity to be involved and engaged in shaping our borough for the future.

But your views are already making an impact. The feedback you have given is already being used to help shape important decisions around priorities, policies and investment throughout the borough.


This was the start of a much bigger conversation that we will have as a borough over the coming years about the kind of place we want to be. A strong, thriving and inclusive part of London, where we face the challenges with vision and purpose, knowing that our collective task is to build and maintain sustainable communities, where we all make the necessary compromises we need to make to live in a tolerant and good society.

Thank you again to all those who took part and shared your views.

**Councillor Peter Mason**, Leader of Ealing Council

**Councillor Shital Manro**, Cabinet Member for Good Growth





## Shaping Ealing – the approach

The Shaping Ealing engagement was carried out between November 2021 and May 2022. It consisted of a simple, easy to complete online survey open to all those who live in, work in or visit the borough. A wide-ranging programme of communications was run to engage as many people as possible and to obtain feedback from all of our communities. This resulted in 10,661 people taking part.

The survey consisted of a series of statements to explore levels of satisfaction with a range of themes plus a number of questions where people were able to type in and share more detailed views.

Additionally, a series of community events and conversations were held in various parts of the borough to reach out and engage with those who may not have taken part in the online survey.

The survey and communications materials were translated into the main community languages to provide an opportunity for all to take part.

Whilst the Shaping Ealing survey was not a random sample of people entirely representative of the borough's population, the size of the response does provide a good picture of what different people in all parts of the borough think and feel about the issues explored.

The Shaping Ealing survey was set up to help inform the development of the council's New Local Plan which you can find out more about here (insert link).

This summary presents highlights from the Shaping Ealing feedback and a more detailed presentation of the findings and how this will inform the New Local Plan can be found here (insert link)





## Views about the borough

**Across the whole of the borough, people feel most happy about:**

- People from different backgrounds getting on well together
- Public transport and being able to get where they want to go
- Feeling welcome and a sense of belonging
- Parks and open spaces

**People are most concerned about:**

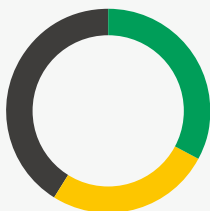
- The availability of affordable homes
- Feeling safe
- The way that their area is changing
- Good jobs and employment opportunities
- Air quality
- Local community facilities



## Tackling the climate crisis

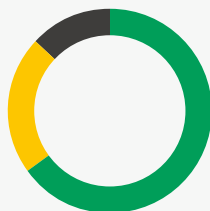
Walking and cycling routes are safe and attractive

- **AGREE** 33%
- **NEITHER/NOR** 26%
- **DISAGREE** 41%



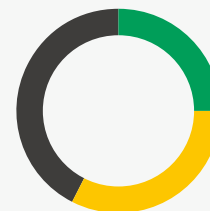
Public transport here allows me to get where I need to go

- **AGREE** 65%
- **NEITHER/NOR** 22%
- **DISAGREE** 13%



The air I breathe is clean

- **AGREE** 25%
- **NEITHER/NOR** 32%
- **DISAGREE** 42%



Parks and open spaces are pleasant clean and safe

- **AGREE** 51%
- **NEITHER/NOR** 24%
- **DISAGREE** 25%



## Good jobs and homes

Good local jobs and employment opportunities

- **AGREE** 17%
- **NEITHER/NOR** 55%
- **DISAGREE** 28%

I'm happy with the way my area is changing

- **AGREE** 20%
- **NEITHER/NOR** 29%
- **DISAGREE** 51%

Good local shops and leisure facilities

- **AGREE** 36%
- **NEITHER/NOR** 29%
- **DISAGREE** 35%

Good local facilities – schools, surgeries, libraries

- **AGREE** 38%
- **NEITHER/NOR** 34%
- **DISAGREE** 28%

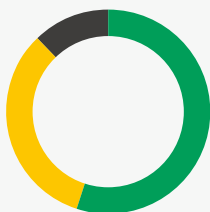
A good range of affordable homes to rent or buy

- **AGREE** 10%
- **NEITHER/NOR** 30%
- **DISAGREE** 60%

## Fighting inequalities

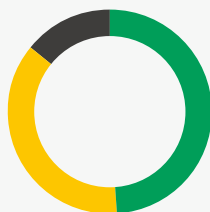
People from different backgrounds get on well together

- **AGREE** 55%
- **NEITHER/NOR** 33%
- **DISAGREE** 12%



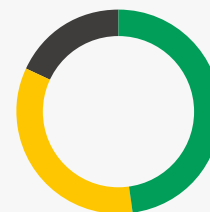
I feel welcome here

- **AGREE** 49%
- **NEITHER/NOR** 37%
- **DISAGREE** 14%



I have a sense of belonging here

- **AGREE** 48%
- **NEITHER/NOR** 34%
- **DISAGREE** 18%



I feel safe here

- **AGREE** 36%
- **NEITHER/NOR** 33%
- **DISAGREE** 32%

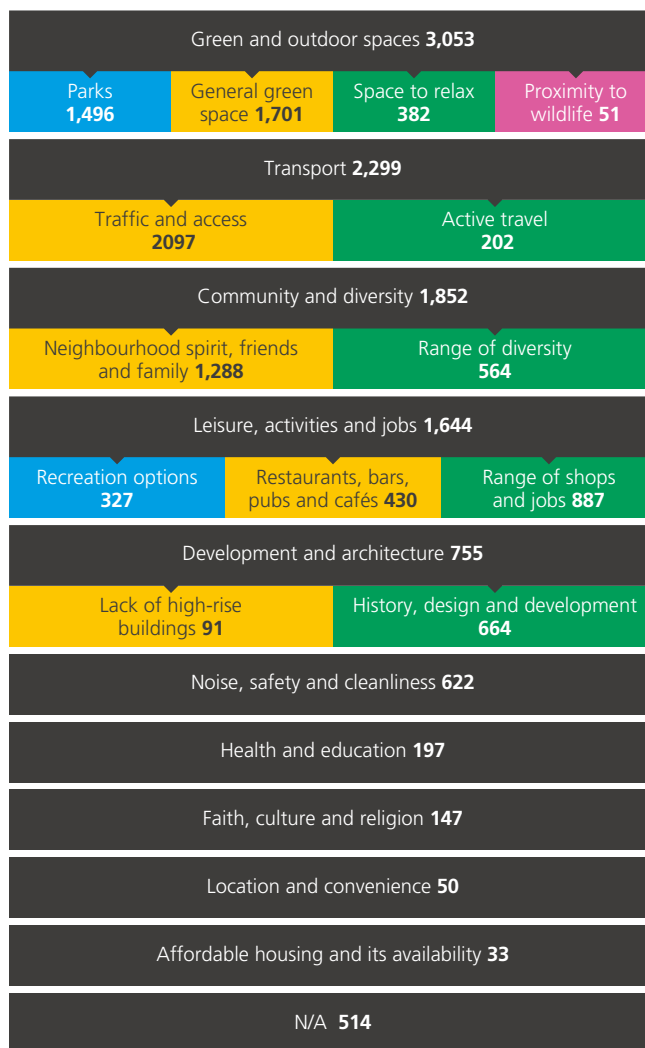


## Views about the borough

We also received thousands of responses to the two open-ended questions we asked you. The first question was ‘What is the one thing you like most about the area?’ This question received 7,929 comments and this was the breakdown:



### Question 1 What is the one thing you like most about the area?



‘Transport links are very good and will get even better when Crossrail finally opens’.

‘The green Ealing is a great place to raise a family’.

‘The open spaces and community spirit’.

‘I like it’s unique identity’.

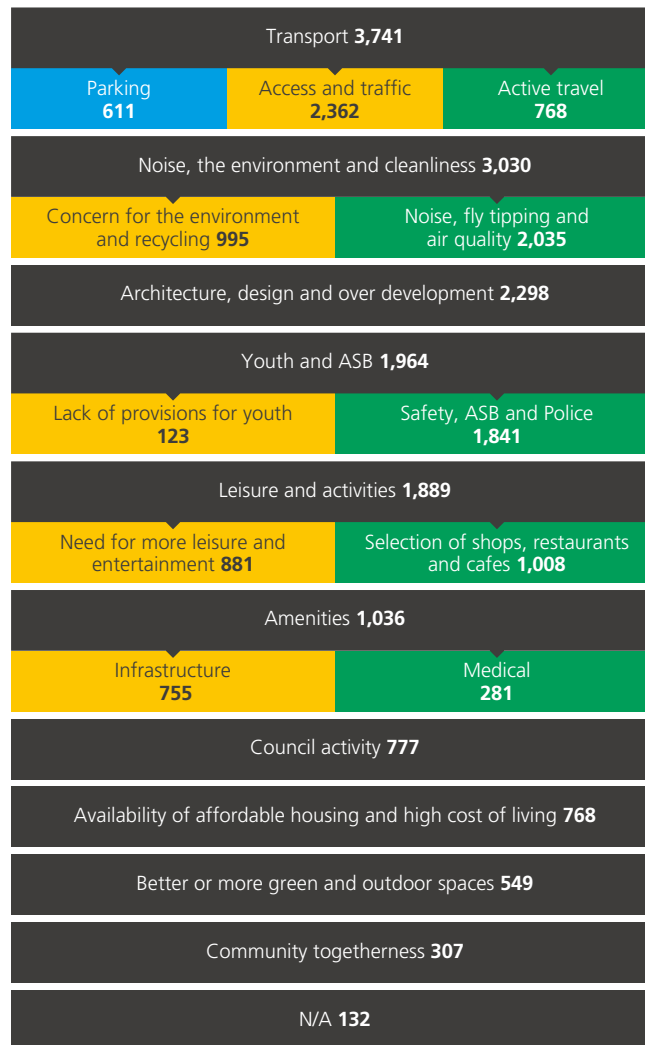


## Views about the borough

The second question was ‘What is it that you don’t like and should be improved?’ This question received 8,317 comments and this was the breakdown:



### Question 2 What is it that you don’t like and should be improved?



‘I don’t always feel safe in the area. I am not happy with the condition of many of the footpaths as I like to walk a lot...’.

‘Affordable housing that is actually affordable...’.

‘Ealing really needs to improve the traffic situation and pollution we cannot continue to live like this the situation is urgent’.

‘Needs cleaner streets, safer parks...’.

## Who took part in the survey



Chart 1  
Where people live or spend their time

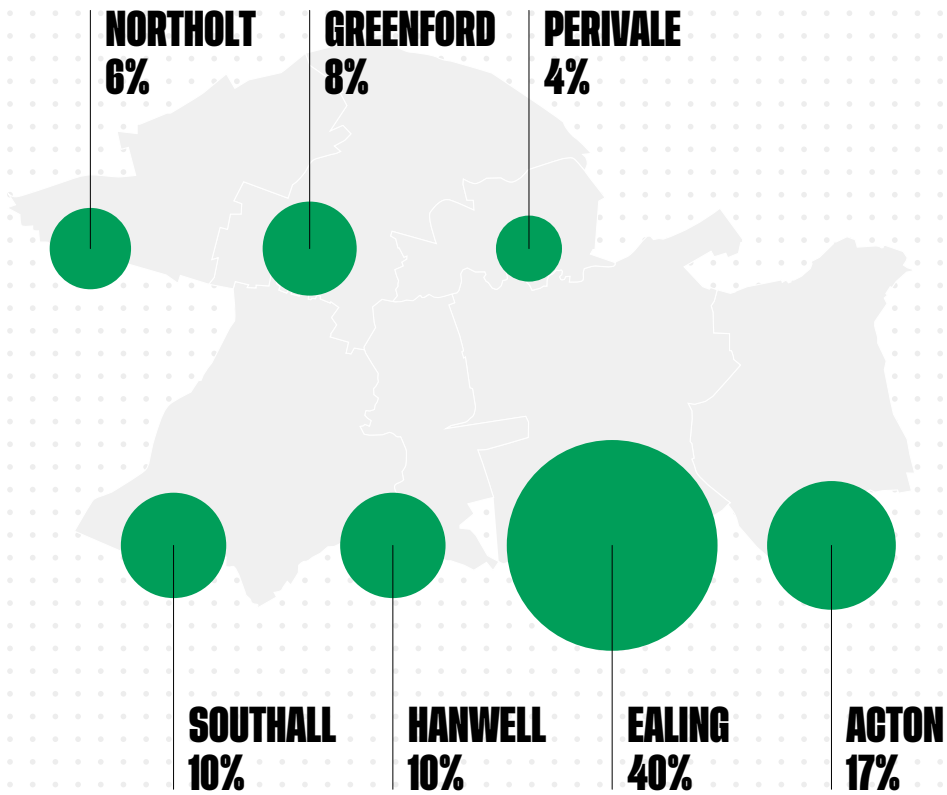


Chart 2  
What people do here

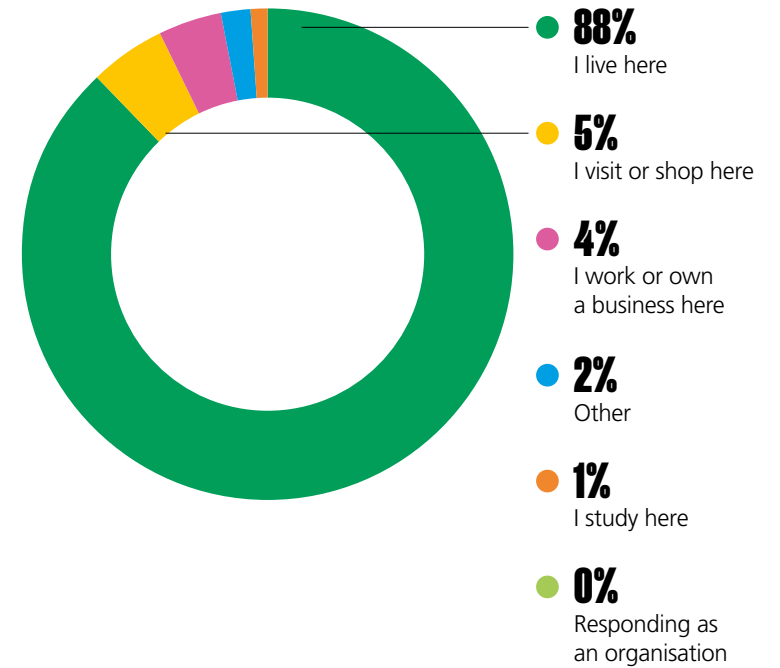




Chart 3  
Ethnicity of respondents

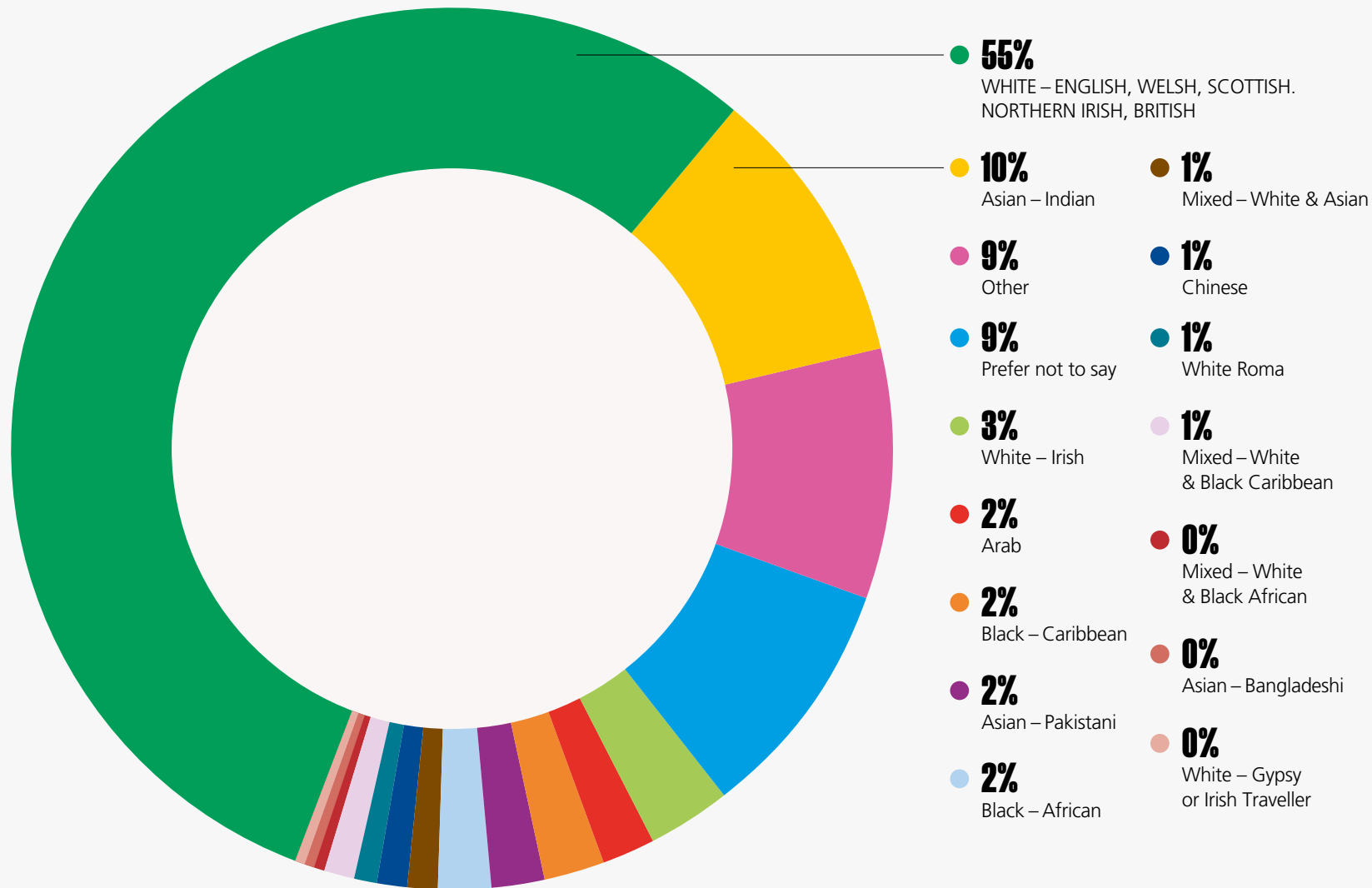


Chart 4  
Age groups

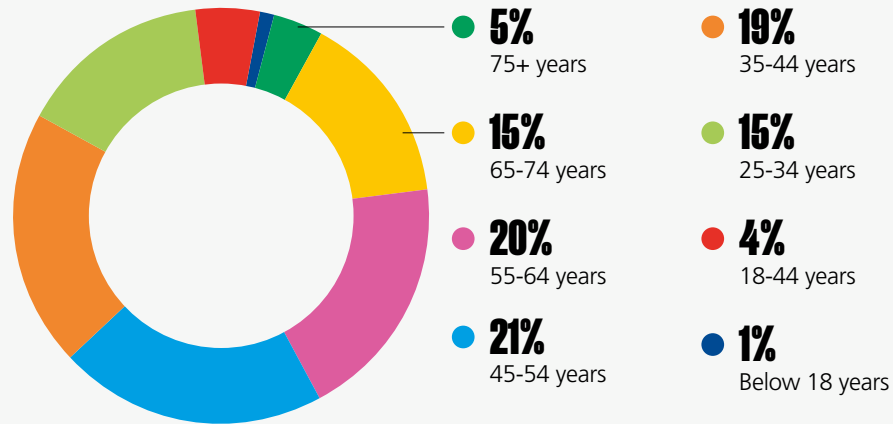


Chart 5  
Gender of respondents

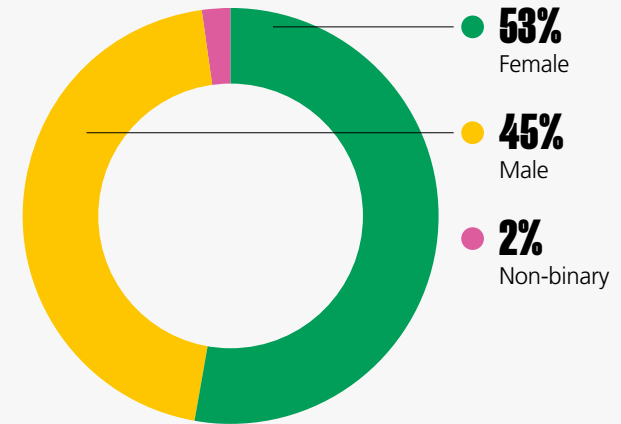


Chart 6  
Survey response

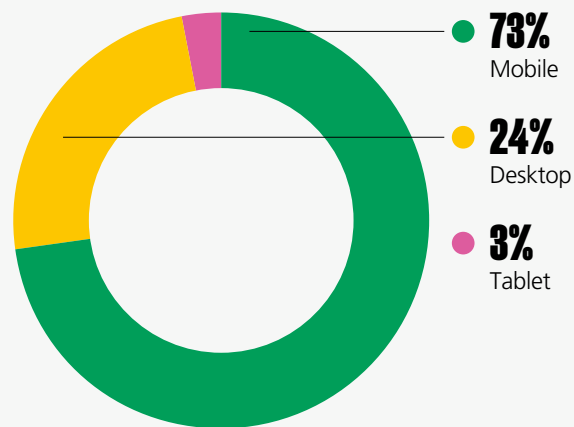
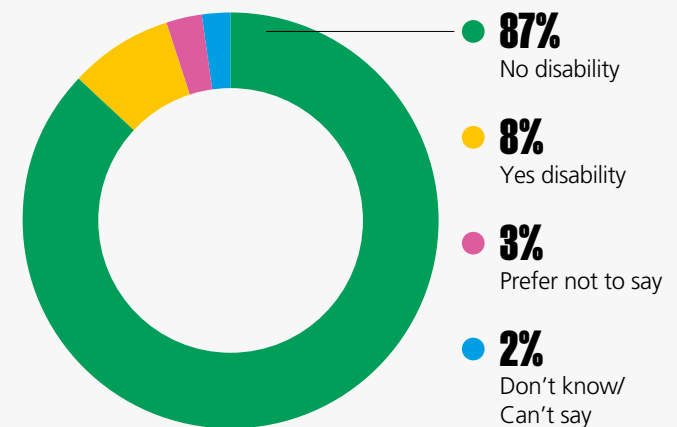


Chart 7  
People with disabilities



## What you told us and our commitments

Through the Shaping Ealing survey you have told us about the issues important to you and the things that you know need to change for the better.

You have told us that the main challenges include affordable homes, job opportunities, health & safety, clean air and how the borough is changing. We are already working hard on shaping and developing strategies driven by our four-year Council Plan. The next page summarises some of the commitments and promises we have already set out in the Council plan and we will build on these working with you to make our borough a better place.






## Tackling the climate crisis

### Some of the things we are already committed to doing:

- Launch our Active Travel Charter
- Create 10 new parks and open spaces
- Rapidly expand our popular Schools Streets programme to 50 of our schools
- Plant another 50,000 trees



## Good jobs and homes

### Some of the things we are already committed to doing:

- 4,000 genuinely affordable new homes across the borough
- Secure 10,000 new jobs in the borough
- Invest £509 million in the council's housing
- A new community-led regeneration charter
- New community hubs in each of our seven towns
- Put good design and heritage at the heart of how we enhance our borough
- A new state of the art youth centre in Southall
- All children to be able to access good, sustainable schools in their local community

## Fighting inequalities

### Some of the things we are already committed to doing:

- Launch a new community charter – your rights and what you can expect from us
- New Town Forums with more power to set local spending priorities for communities
- Tackle race inequality and launch a new Citizen's Tribunal
- Invest £13 million in fighting anti-social behaviour and crime
- Continue to take action to prevent violence against women and girls

## FURTHER REFERENCE

You can read more about our commitments in the council plan 2022-20226

[Council plan](#) | [Council plan](#) | [Ealing Council](#)

## Acton

Acton Compared to views for the borough as a whole, people in Acton are more concerned about walking and cycling routes and air quality. They are more happy with local, community facilities and feeling welcome.



### Tackling the climate crisis

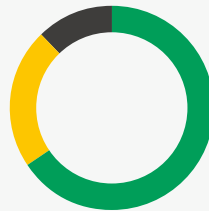
Walking and cycling routes are safe and attractive

- AGREE 25%
- NEITHER/NOR 26%
- DISAGREE 49%



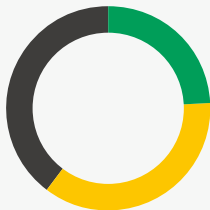
Public transport here allows me to get where I need to go

- AGREE 66%
- NEITHER/NOR 22%
- DISAGREE 12%



The air I breathe is clean

- AGREE 21%
- NEITHER/NOR 31%
- DISAGREE 48%



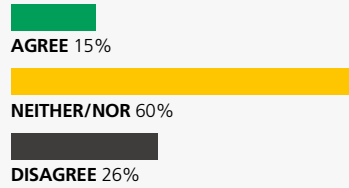
Parks and open spaces are pleasant clean and safe

- AGREE 48%
- NEITHER/NOR 28%
- DISAGREE 23%

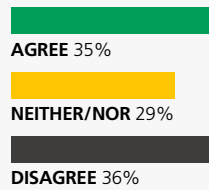


## Good jobs and homes

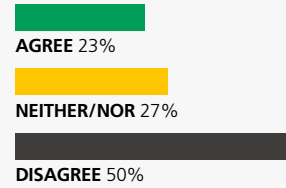
Good local jobs and employment opportunities



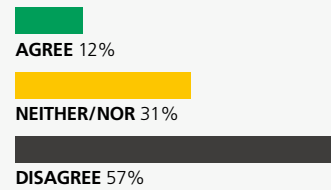
Good local shops and leisure facilities



I'm happy with the way my area is changing



A good range of affordable homes to rent or buy




## GOOD LOCAL FACILITIES - SCHOOLS, SURGERIES, LIBRARIES

35% AGREE 😊

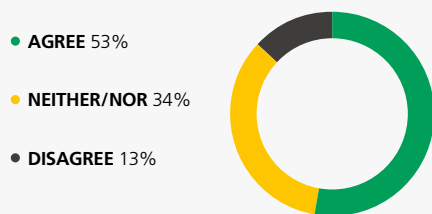
38% NEITHER/NOR 😐

28% DISAGREE ☹️

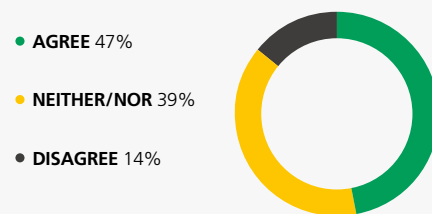


## Fighting inequalities

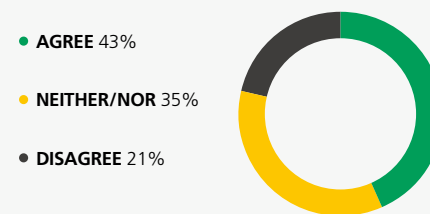
People from different backgrounds get on well together



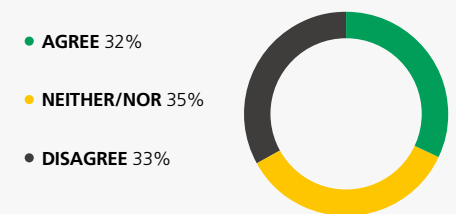
I feel welcome here



I have a sense of belonging here



I feel safe here





## Ealing and West Ealing

Compared to views for the borough as a whole, people in Ealing and West Ealing are happier with parks and open spaces, local, community facilities and shopping and leisure facilities.



**83,600**  
**EALING**  
**POPULATION.**

### Tackling the climate crisis

Walking and cycling routes are safe and attractive

- AGREE 43%
- NEITHER/NOR 27%
- DISAGREE 30%



Public transport here allows me to get where I need to go

- AGREE 75%
- NEITHER/NOR 18%
- DISAGREE 7%



The air I breathe is clean

- AGREE 31%
- NEITHER/NOR 34%
- DISAGREE 35%



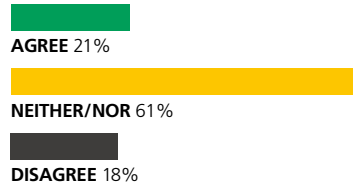
Parks and open spaces are pleasant clean and safe

- AGREE 68%
- NEITHER/NOR 20%
- DISAGREE 12%

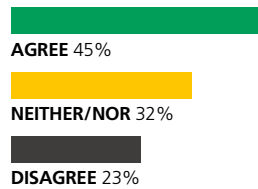


## Good jobs and homes

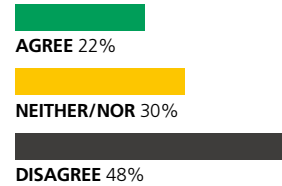
Good local jobs and employment opportunities



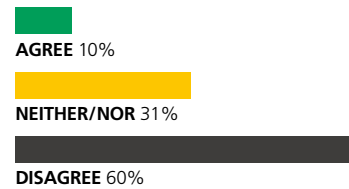
Good local facilities – schools, surgeries, libraries



I'm happy with the way my area is changing



A good range of affordable homes to rent or buy




## GOOD LOCAL SHOPS AND LEISURE FACILITIES

45% AGREE 😊

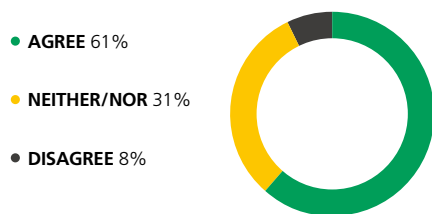
27% NEITHER/NOR 😐

27% DISAGREE ☹️

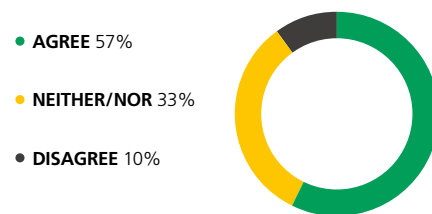


## Fighting inequalities

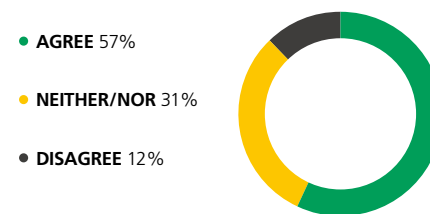
People from different backgrounds get on well together



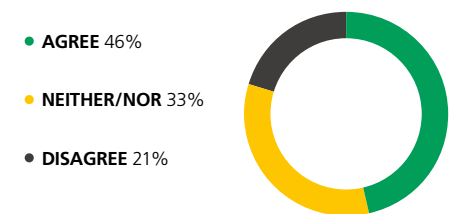
I feel welcome here



I have a sense of belonging here




I feel safe here



## Greenford

Compared to views for the borough as a whole, people in Greenford are more concerned about walking and cycling routes, parks and open spaces and good jobs and employment opportunities.



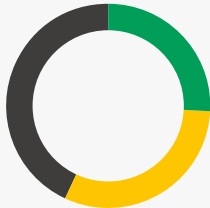
**45,800**  
**GREENFORD**  
**POPULATION.**



### Tackling the climate crisis

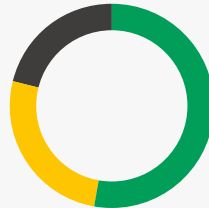
Walking and cycling routes are safe and attractive

- **AGREE** 26%
- **NEITHER/NOR** 31%
- **DISAGREE** 43%



Public transport here allows me to get where I need to go

- **AGREE** 53%
- **NEITHER/NOR** 26%
- **DISAGREE** 21%



The air I breathe is clean

- **AGREE** 22%
- **NEITHER/NOR** 34%
- **DISAGREE** 43%



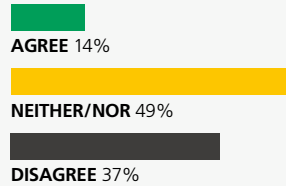
Parks and open spaces are pleasant clean and safe

- **AGREE** 32%
- **NEITHER/NOR** 28%
- **DISAGREE** 40%

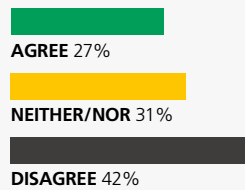


## Good jobs and homes

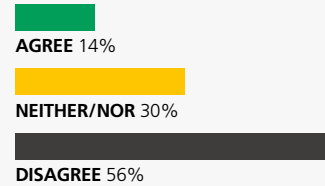
Good local jobs and employment opportunities



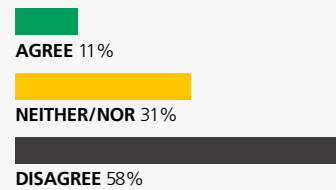
Good local shops and leisure facilities



I'm happy with the way my area is changing



A good range of affordable homes to rent or buy



## GOOD LOCAL FACILITIES - SCHOOLS, SURGERIES, LIBRARIES

33% AGREE 😊

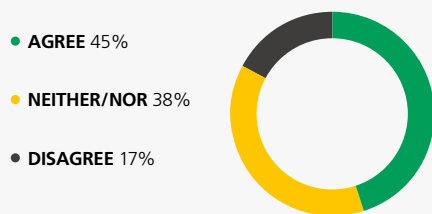
34% NEITHER/NOR 😐

33% DISAGREE ☹️

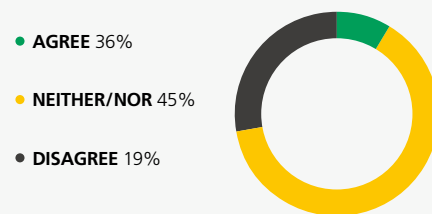


## Fighting inequalities

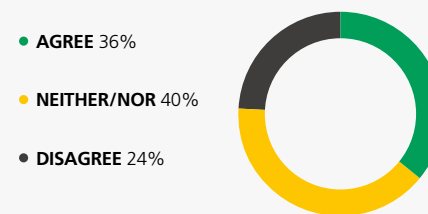
People from different backgrounds get on well together



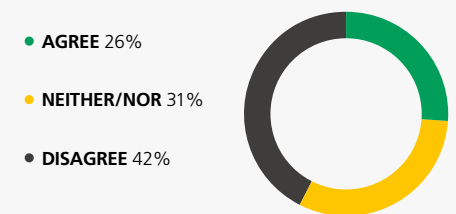
I feel welcome here



I have a sense of belonging here



I feel safe here





## Hanwell

Compared to views for the borough as a whole, people in Hanwell are more concerned about shopping and leisure facilities, but feel happier about feeling welcome and a sense of belonging.



**27,700**  
**HANWELL**  
**POPULATION.**



### Tackling the climate crisis

Walking and cycling routes are safe and attractive

- AGREE 35%
- NEITHER/NOR 26%
- DISAGREE 39%



Public transport here allows me to get where I need to go

- AGREE 67%
- NEITHER/NOR 19%
- DISAGREE 15%



The air I breathe is clean

- AGREE 28%
- NEITHER/NOR 33%
- DISAGREE 40%



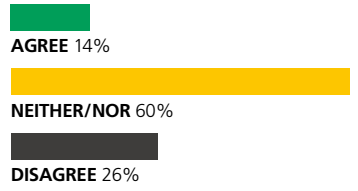
Parks and open spaces are pleasant clean and safe

- AGREE 58%
- NEITHER/NOR 26%
- DISAGREE 17%

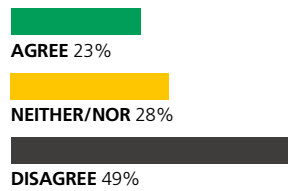


## Good jobs and homes

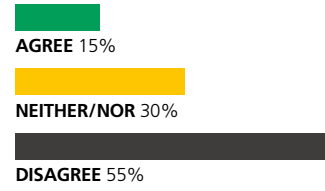
Good local jobs and employment opportunities



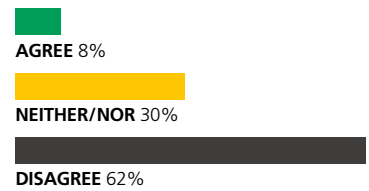
Good local shops and leisure facilities



I'm happy with the way my area is changing



A good range of affordable homes to rent or buy




## GOOD LOCAL FACILITIES - SCHOOLS, SURGERIES, LIBRARIES

42% AGREE 😊

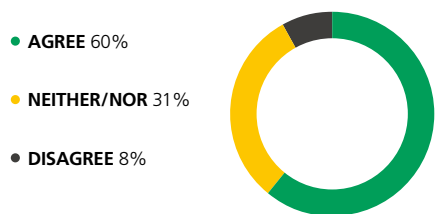
35% NEITHER/NOR 😐

24% DISAGREE ☹️

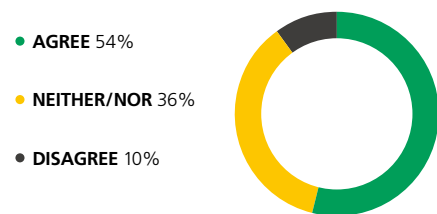


## Fighting inequalities

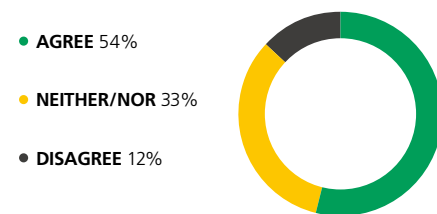
People from different backgrounds get on well together



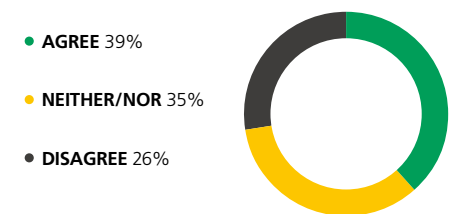
I feel welcome here



I have a sense of belonging here



I feel safe here



## Northolt

Compared to views for the borough as a whole, people in Northolt are more concerned about walking and cycling routes, parks and open spaces, air quality and the availability of good jobs and employment opportunities.



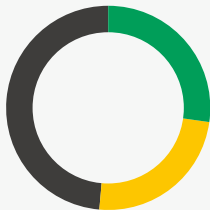
**30,200**  
**NORTHOLT**  
**POPULATION.**



### Tackling the climate crisis

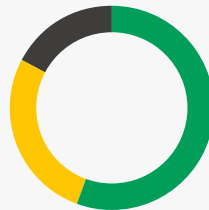
Walking and cycling routes are safe and attractive

- **AGREE** 28%
- **NEITHER/NOR** 24%
- **DISAGREE** 48%



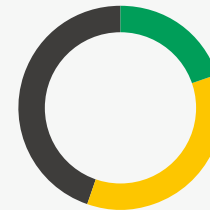
Public transport here allows me to get where I need to go

- **AGREE** 55%
- **NEITHER/NOR** 27%
- **DISAGREE** 18%



The air I breathe is clean

- **AGREE** 20%
- **NEITHER/NOR** 36%
- **DISAGREE** 44%



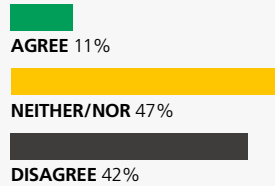
Parks and open spaces are pleasant clean and safe

- **AGREE** 32%
- **NEITHER/NOR** 27%
- **DISAGREE** 40%

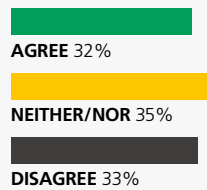


## Good jobs and homes

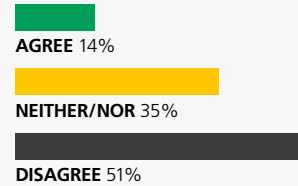
Good local jobs and employment opportunities



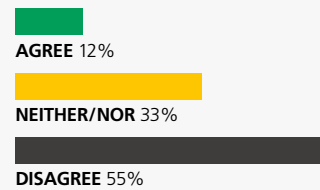
Good local shops and leisure facilities



I'm happy with the way my area is changing



A good range of affordable homes to rent or buy




## GOOD LOCAL FACILITIES - SCHOOLS, SURGERIES, LIBRARIES

35% AGREE 😊

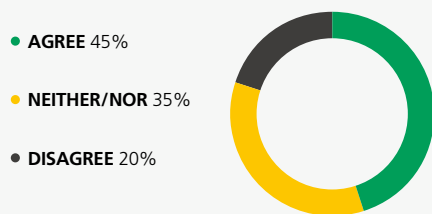
35% NEITHER/NOR 😐

29% DISAGREE ☹️

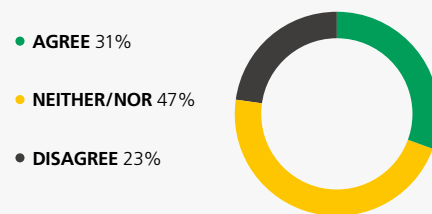


## Fighting inequalities

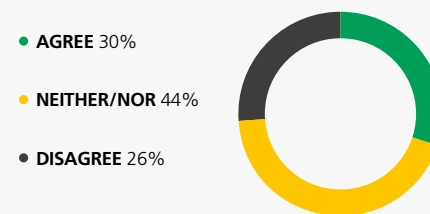
People from different backgrounds get on well together



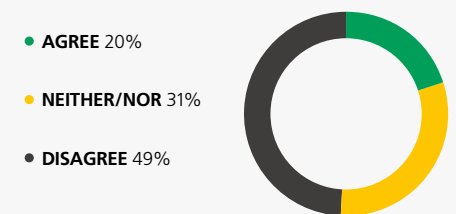
I feel welcome here



I have a sense of belonging here



I feel safe here





## Park Royal

Compared to views for the borough as a whole, people in Park Royal are more concerned about walking and cycling routes, parks and open spaces, air quality and the availability of community, shopping and leisure facilities.

### Tackling the climate crisis

Walking and cycling routes are safe and attractive

- AGREE 26%
- NEITHER/NOR 22%
- DISAGREE 52%



Public transport here allows me to get where I need to go

- AGREE 59%
- NEITHER/NOR 23%
- DISAGREE 18%




The air I breathe is clean

- AGREE 22%
- NEITHER/NOR 22%
- DISAGREE 56%



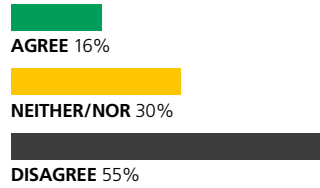
Parks and open spaces are pleasant clean and safe

- AGREE 28%
- NEITHER/NOR 29%
- DISAGREE 43%

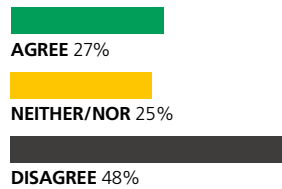


## Good jobs and homes

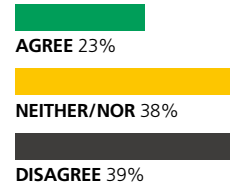
Good local facilities – schools, surgeries, libraries



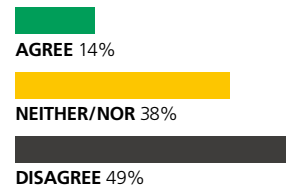
Good local shops and leisure facilities



I'm happy with the way my area is changing



A good range of affordable homes to rent or buy




## GOOD LOCAL JOBS AND EMPLOYMENT OPPORTUNITIES

19% AGREE 😊

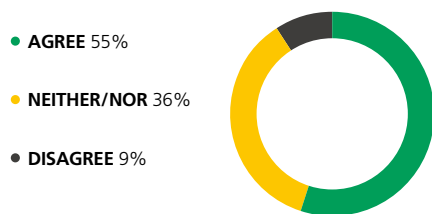
44% NEITHER/NOR 😐

37% DISAGREE ☹️

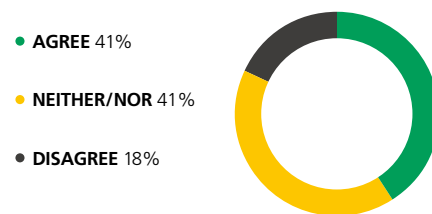


## Fighting inequalities

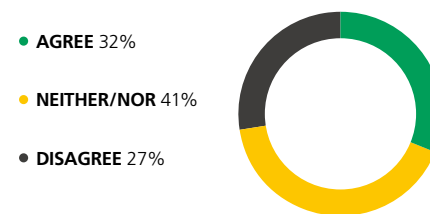
People from different backgrounds get on well together



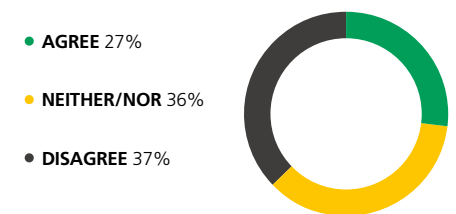
I feel welcome here



I have a sense of belonging here



I feel safe here



## Perivale

Compared to views for the borough as a whole, people in Perivale are more concerned about walking and cycling routes, parks and open spaces and the availability of good jobs and employment opportunities.

### Tackling the climate crisis

Walking and cycling routes are safe and attractive

- AGREE 28%
- NEITHER/NOR 24%
- DISAGREE 48%



Public transport here allows me to get where I need to go

- AGREE 56%
- NEITHER/NOR 23%
- DISAGREE 21%



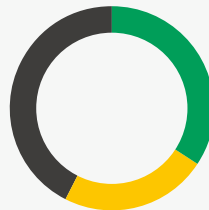
The air I breathe is clean

- AGREE 25%
- NEITHER/NOR 31%
- DISAGREE 44%



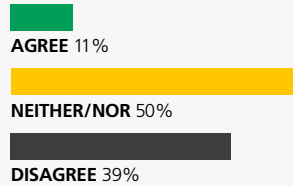
Parks and open spaces are pleasant clean and safe

- AGREE 34%
- NEITHER/NOR 23%
- DISAGREE 42%

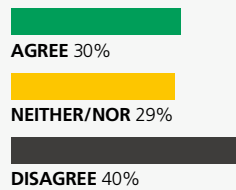


## Good jobs and homes

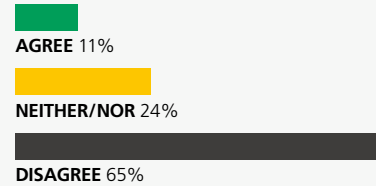
Good local jobs and employment opportunities



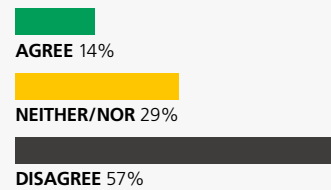
Good local shops and leisure facilities



I'm happy with the way my area is changing



A good range of affordable homes to rent or buy




## GOOD LOCAL FACILITIES - SCHOOLS, SURGERIES, LIBRARIES

30% AGREE 😊

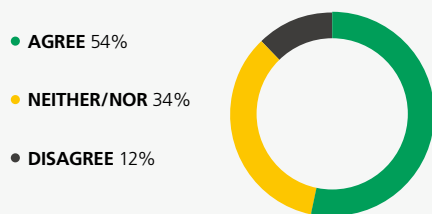
35% NEITHER/NOR 😐

35% DISAGREE ☹️

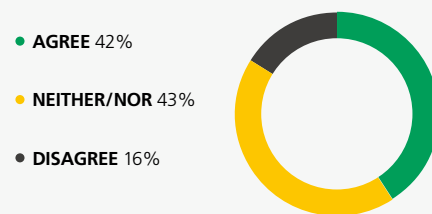


## Fighting inequalities

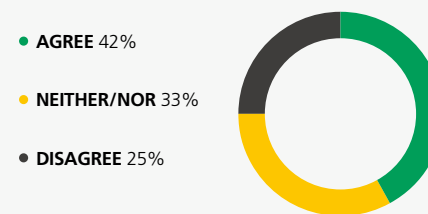
People from different backgrounds get on well together



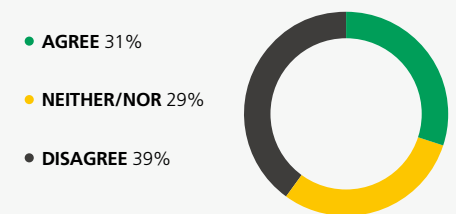
I feel welcome here



I have a sense of belonging here



I feel safe here





## Southall

Compared to views for the borough as a whole, people in Southall are more concerned about feeling safe, walking and cycling routes, parks and open spaces, air quality and the availability of good jobs and employment opportunities.



**70,600**  
**SOUTHALL**  
**POPULATION.**



### Tackling the climate crisis

Walking and cycling routes are safe and attractive

- AGREE 14%
- NEITHER/NOR 21%
- DISAGREE 66%



Public transport here allows me to get where I need to go

- AGREE 49%
- NEITHER/NOR 30%
- DISAGREE 21%



The air I breathe is clean

- AGREE 12%
- NEITHER/NOR 26%
- DISAGREE 62%



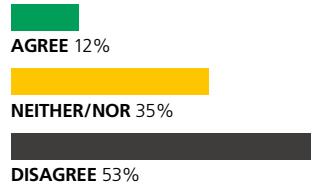
Parks and open spaces are pleasant clean and safe

- AGREE 18%
- NEITHER/NOR 22%
- DISAGREE 60%

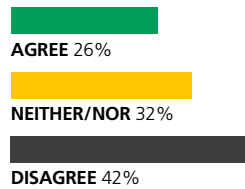


## Good jobs and homes

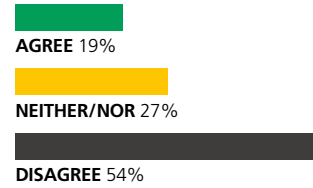
Good local jobs and employment opportunities



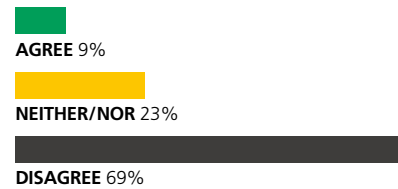
Good local facilities – schools, surgeries, libraries



I'm happy with the way my area is changing



A good range of affordable homes to rent or buy




## GOOD LOCAL SHOPS AND LEISURE FACILITIES

27% AGREE 😊

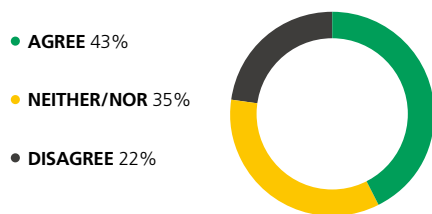
27% NEITHER/NOR 😐

46% DISAGREE 😞

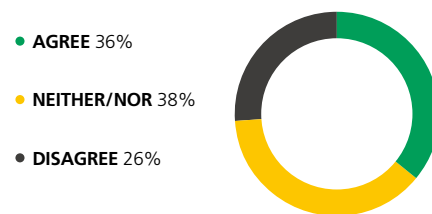


## Fighting inequalities

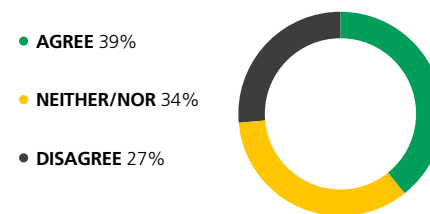
People from different backgrounds get on well together



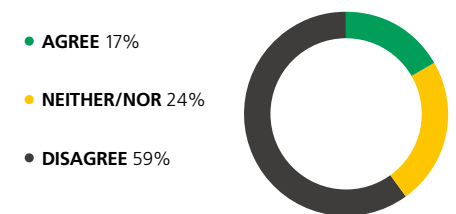
I feel welcome here



I have a sense of belonging here



I feel safe here



## Shaping Ealing and the New Local Plan

The findings from the Shaping Ealing Survey will be used alongside a wide range of other inputs and further ongoing engagement with residents, businesses and other stakeholders to inform the development of the Council's New Local Plan.

### What goes into making/shaping a Local Plan?

- 1 — Ongoing collection of topic based technical and expert evidence.
- 2 — Feedback from Statutory Consultees, Stakeholders and the Public (including Shaping Ealing feedback).
- 3 — The London Plan.
- 4 — The National Planning Policy Framework (NPPF).







## For more information

View a more extended summary of the Shaping Ealing findings [here](#).

Find out more about the council's New Local Plan [here](#).

Read more about the council's priorities and commitments in the four-year Council Plan [here](#).

