

# Southall

Compared to views for the borough as a whole, people in Southall are more concerned about feeling safe, walking and cycling routes, parks and open spaces, air quality and the availability of good jobs and employment opportunities.



73,850  
SOUTHALL  
POPULATION.



## Tacking the climate crisis

Walking and cycling routes are safe and attractive

- AGREE 14%
- NEITHER/NOR 21%
- DISAGREE 66%



Public transport here allows me to get where I need to go

- AGREE 49%
- NEITHER/NOR 30%
- DISAGREE 21%



The air I breathe is clean

- AGREE 12%
- NEITHER/NOR 26%
- DISAGREE 62%



Parks and open spaces are pleasant clean and safe

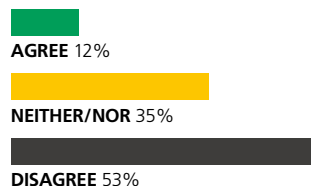
- AGREE 18%
- NEITHER/NOR 22%
- DISAGREE 60%



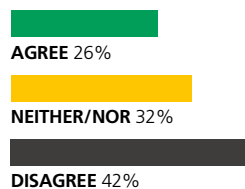


## Good jobs and homes

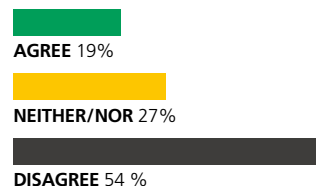
Good local jobs and employment opportunities



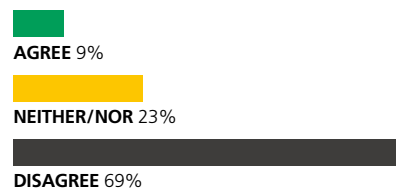
Good local facilities – schools, surgeries, libraries



I'm happy with the way my area is changing



A good range of affordable homes to rent or buy




**GOOD LOCAL SHOPS AND LEISURE FACILITIES**

**27% AGREE** 😊

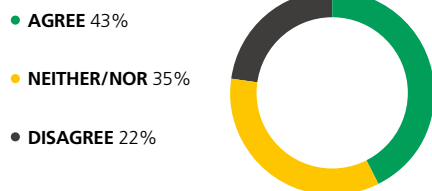
**27% NEITHER/NOR** 😐

**46% DISAGREE** ☹️

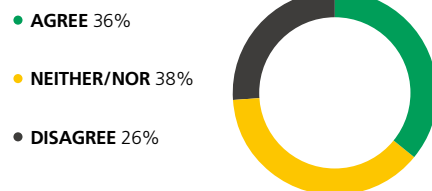


## Fighting inequalities

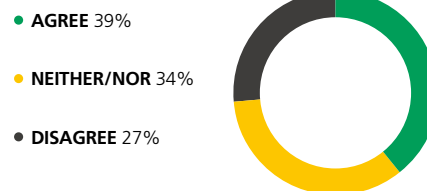
People from different backgrounds get on well together



I feel welcome here



I have a sense of belonging here



I feel safe here

