

MILL HILL PARK (AVENUE ROAD PARK)

CONSULTATION RESULTS

11/03/2020



PUBLIC CONSULTATION RESULTS MILL HILL PARK (AVENUE ROAD PARK)

Located within the South Acton estate and Acton Gardens development area, Mill Hill Park is a small public open space and children's play area that Ealing Council will be extending and improving between 2020 and 2024 in two phases. Phase 1 works, the east half of the site are expected to be carried out in 2020-21 with S106 funding contributions from the Acton Gardens redevelopment by Countryside Ltd.

The park is part of the South Acton housing area where a large 1960s council estate was constructed on an area that was bombed during WW2 and then had extensive slum clearance. The area is also known for its historic links with the laundry industry and several laundries and engineering works were located close to this park. The site consists of mown grass, bulb planting, a few small planting beds and several groups of attractive mature trees. The small and old fashioned childrens play area lies to either side of one of several paths with street lighting that cross the site. A large mound in the centre of the park is a popular play feature but locals have suggested that it may be constructed over mixed building debris, old tyres and other materials that could be contaminated.

The consultation period for Mill Hill Park ran for 6 weeks ending on 14th February 2020. The following are the results from the consultation survey.

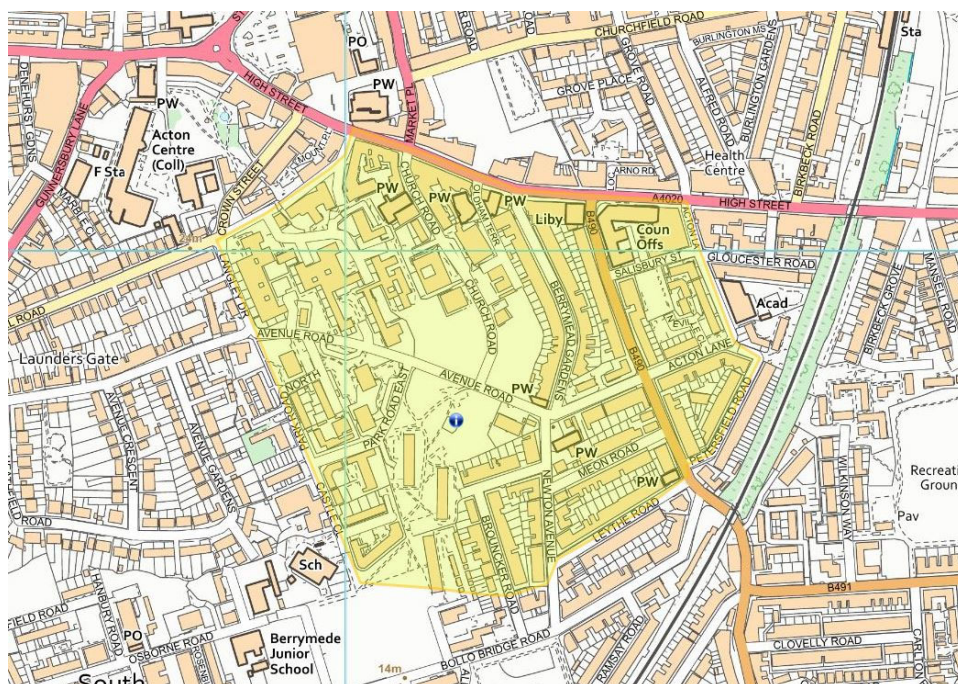
Summary

2100 leaflets were sent out together with posters put up advertising the consultation onsite at key points around the park, social media was also used to advertise the consultation including twitter, Facebook and a press release was issued. Two drop in sessions were held in early December and late January at the local community centre giving local people the opportunity to come and talk to the parks officers about ideas for the park.

49 people responded to the online survey and around 15 people attended the onsite consultation event. This is a lower than normal response for a park project but is in line with previous South Acton park consultations and probably reflects the changing population in the area and hopefully that the proposals are seen as something good and are not controversial.

Based on these results a list of preferred items and activities have been identified and these will now be used to inform the final design.

The consultation area boundary:



Conceptual masterplan for the site which was included in the consultation



1. Play spaces with a range of equipment for all ages



2. Outdoor gym equipment



3. Grass areas- informal ball games, sports, picnics, community events etc.



4. Mini meadow- space to relax and unwind.



5. Boundary/buffer planting



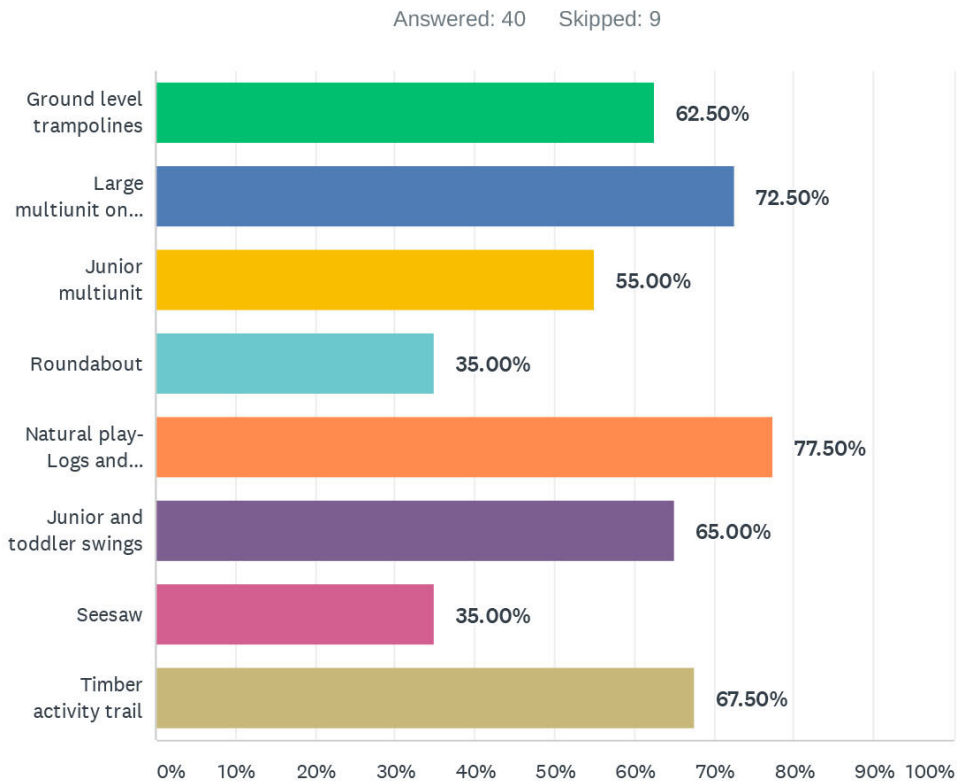
6. Gathering spaces at entrances



7. Shelter and seating

Q1 3.1 What type of play activity would you like in the park? Please tick all the items you would like to see within the park.

A Natural play area, large multi-unit on the mound, timber activity trail and Trampolines were very popular.

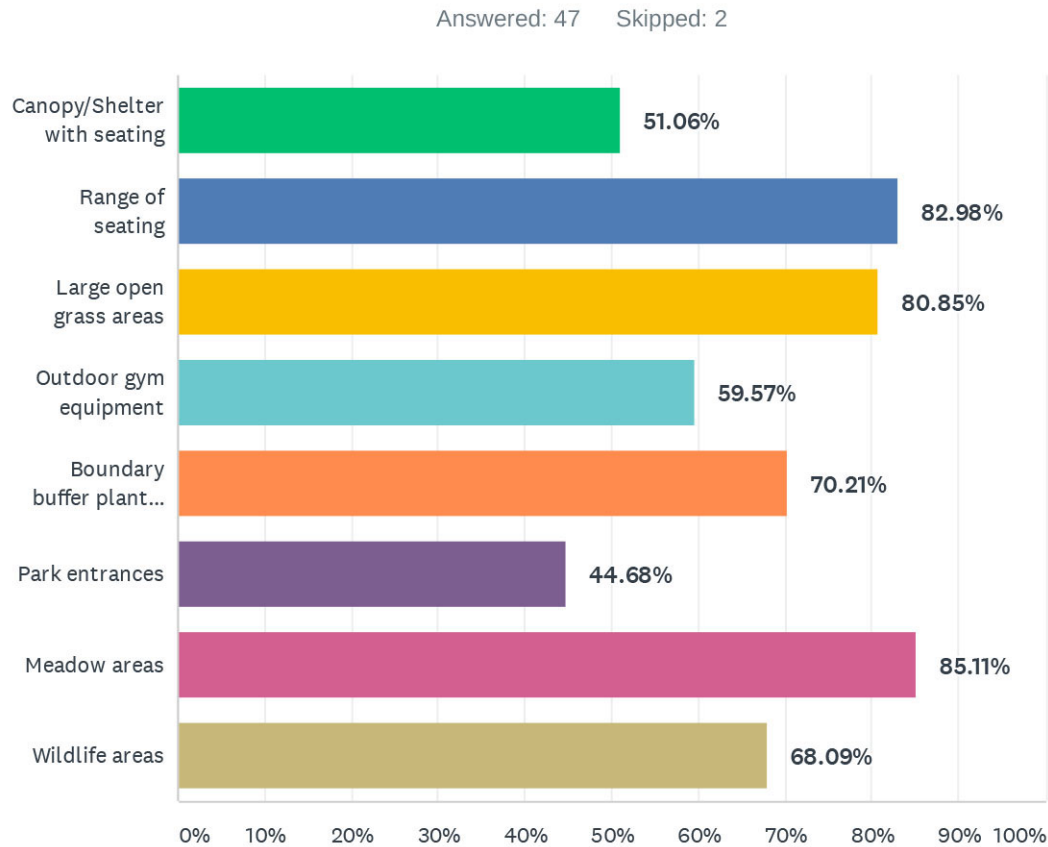


The following items are listed in order of preference below:

- Natural play
- Large multiunit on mound
- Timber activity trail
- Swings
- Trampoline
- Junior Multiunit
- Roundabout and Seesaw

Q3 3.3 What items would you like in the wider park area? Please tick all the items you would like to see within the park.

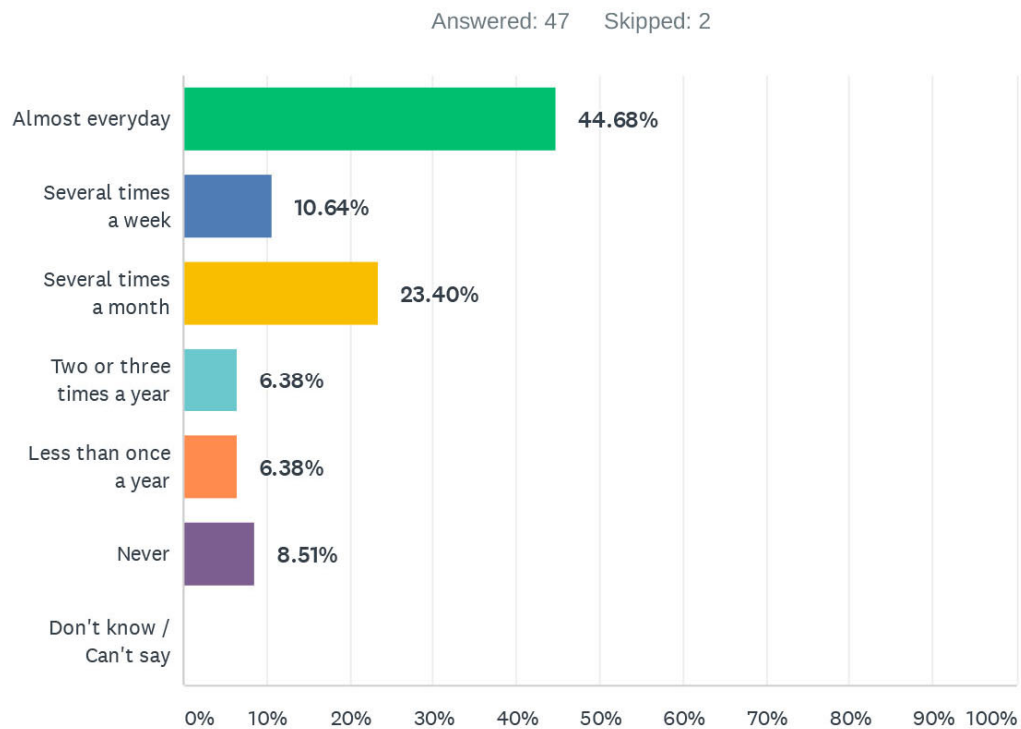
Meadow areas, range of seating, large open grass areas and boundary buffer planting were popular.



The following items are listed in order of preference below:

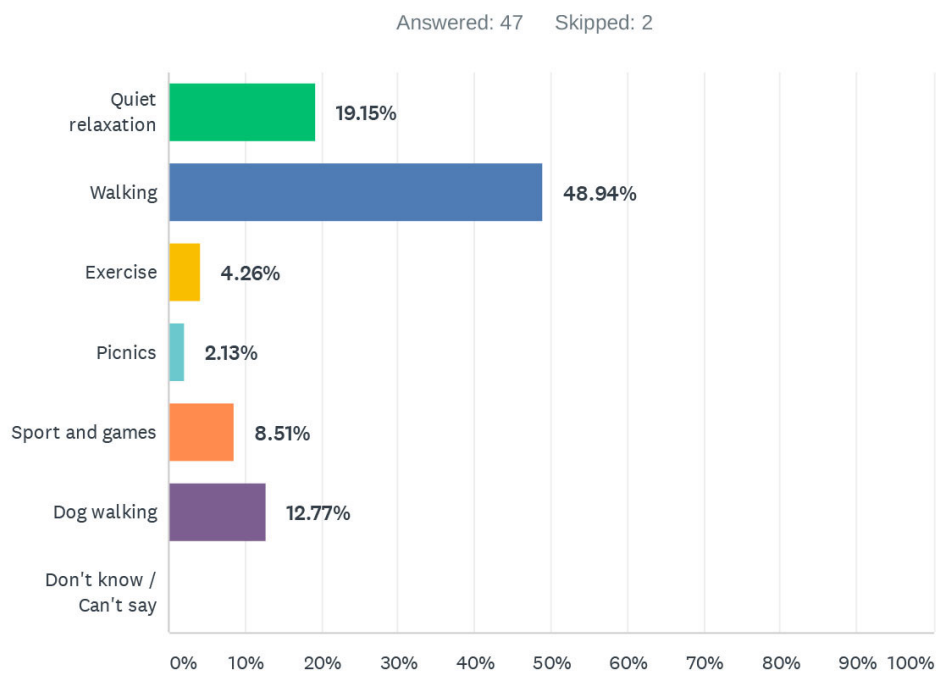
- Meadow areas
- Range of seating
- Large open grass areas
- Boundary buffer planting
- Wildlife areas
- Outdoor gym equipment
- Canopy/Shelter with seating
- Park entrances

4.1 How often do you visit Mill Hill Park? Please select one option only:



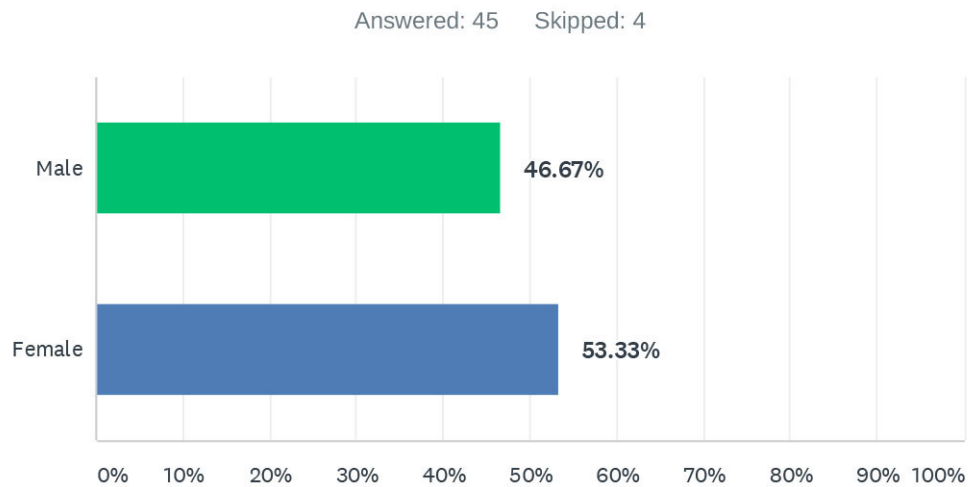
Q8 4.2 What is your main reason for going to Avenue Road Park? Please select one option only:

Most respondents visit almost everyday and mainly for walking



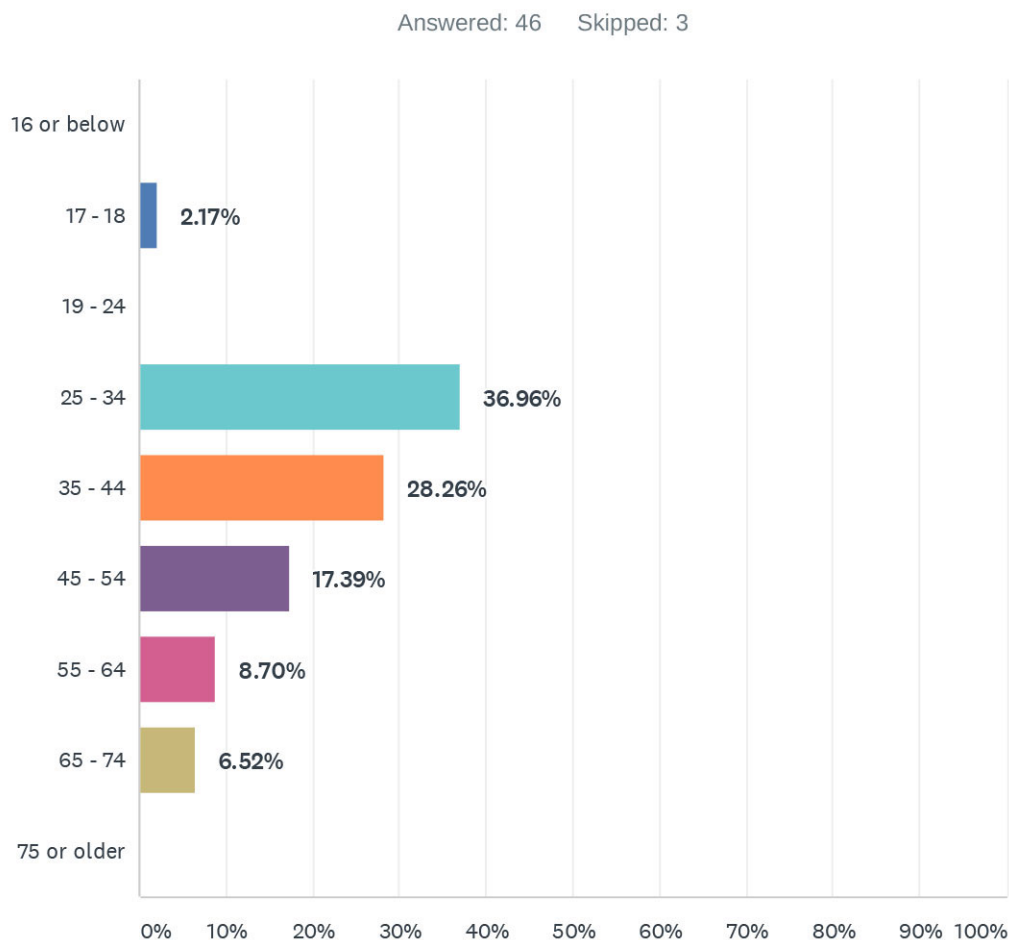
Demographic information:

5.1. Gender:

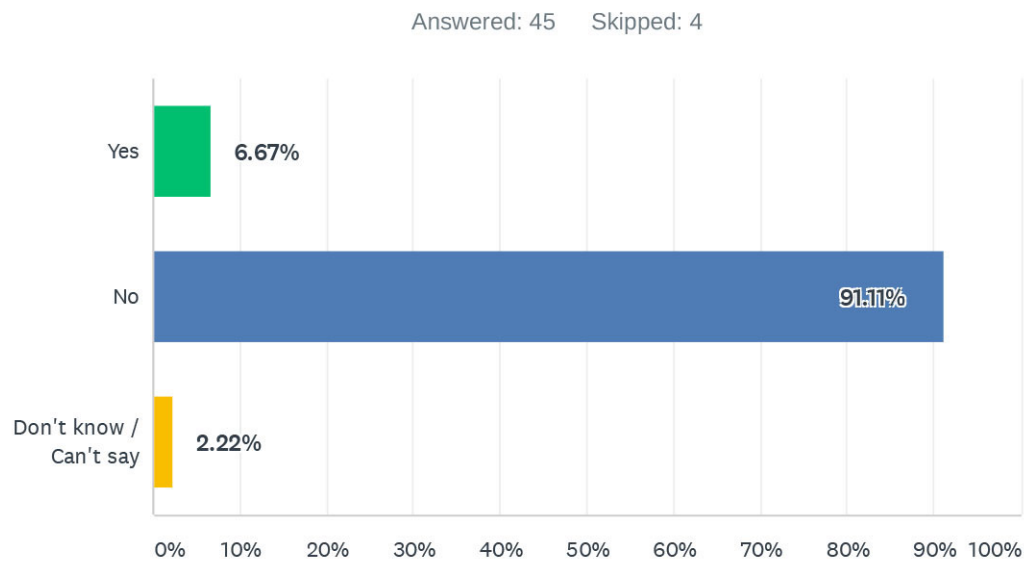


5.2. Age

The majority of responses are between the age groups 25- 54 and we have far less responses from certain key age groups including children and older residents, we will seek to liase with the local schools and community centre during the design development phase to ensure all residents have an equal say.

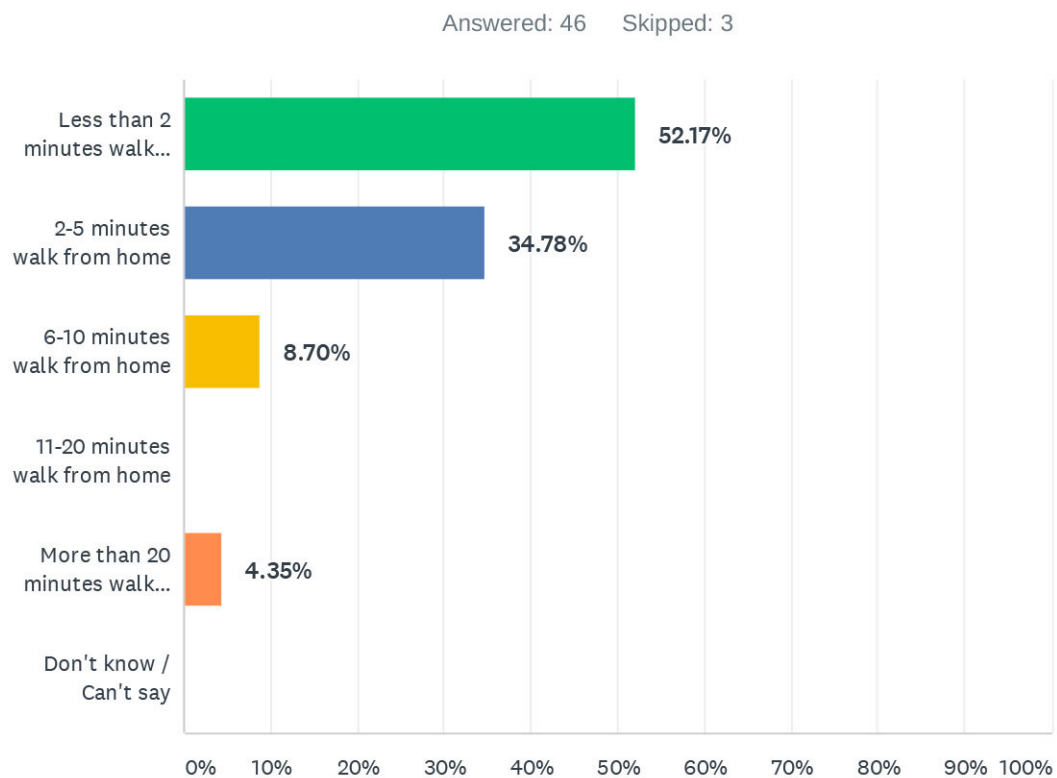


5.3. Do you consider yourself to have a disability? Please select one option only:



5.4. How far do you live from Mill Hill Park?

This reflects that local people are the main respondents and park users

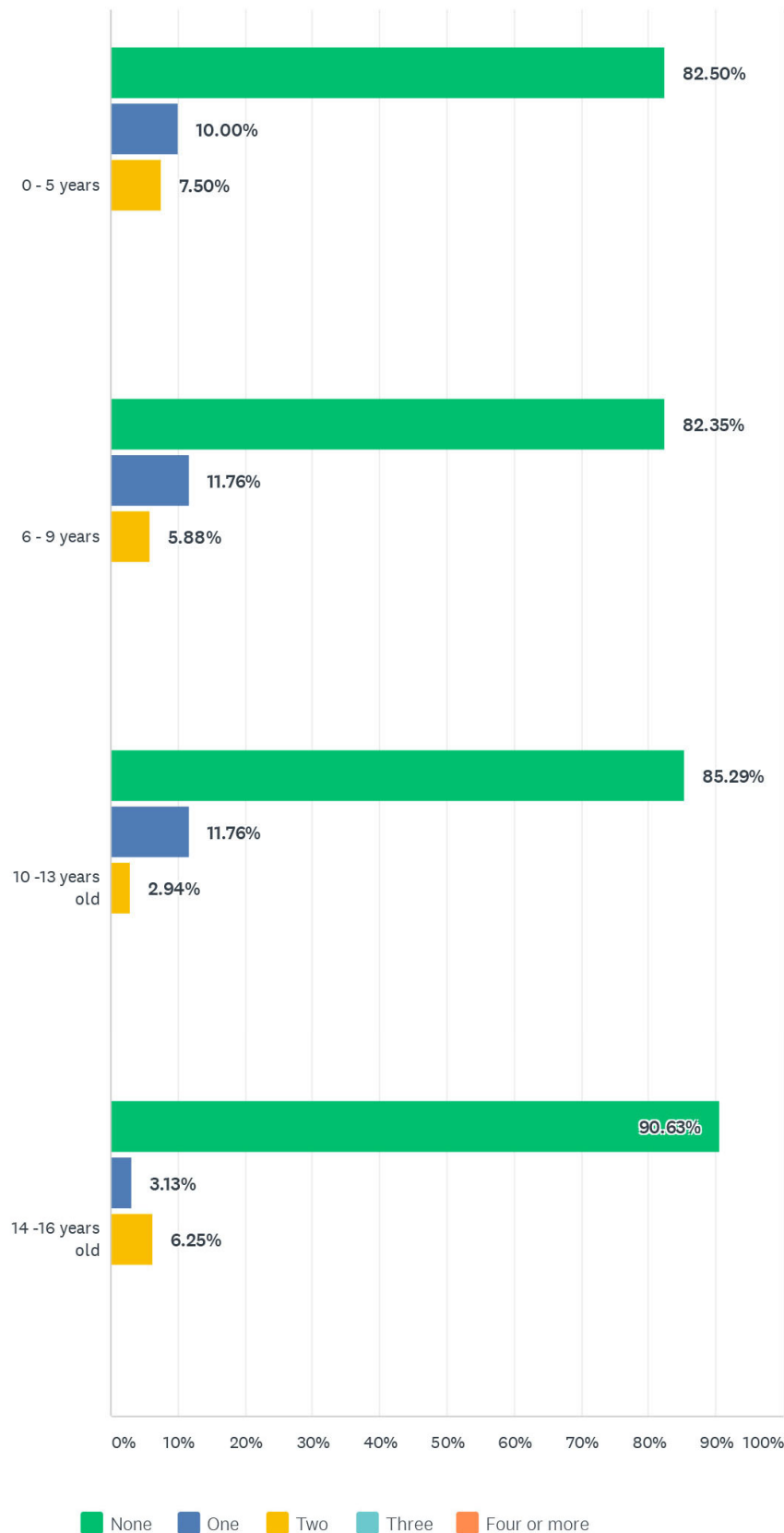


5.5. Which of the following roads do you live on? Please select other if you don't live on any of the listed streets

Street	No. of responses	%
ACTON LANE	1	2.17%
AVENUE ROAD	10	21.74%
BELGRAVE CLOSE	1	2.17%
BERRYMEAD GARDENS	3	6.52%
BOLLO BRIDGE ROAD	5	10.87%
BROUNCKER ROAD	3	6.52%
CHELTENHAM PLACE	2	4.35%
CHURCH ROAD	2	4.35%
HIGH STREET	1	2.17%
LEYTHE ROAD	1	2.17%
MILL HILL ROAD	1	2.17%
NEWTON AVENUE	2	4.35%
OLDHAM TERRACE	3	6.52%
PARK ROAD EAST	2	4.35%
PETERSFIELD ROAD	1	2.17%
STRAFFORD ROAD	1	2.17%
WINCHESTER STREET	1	2.17%
Other	6	13.04%

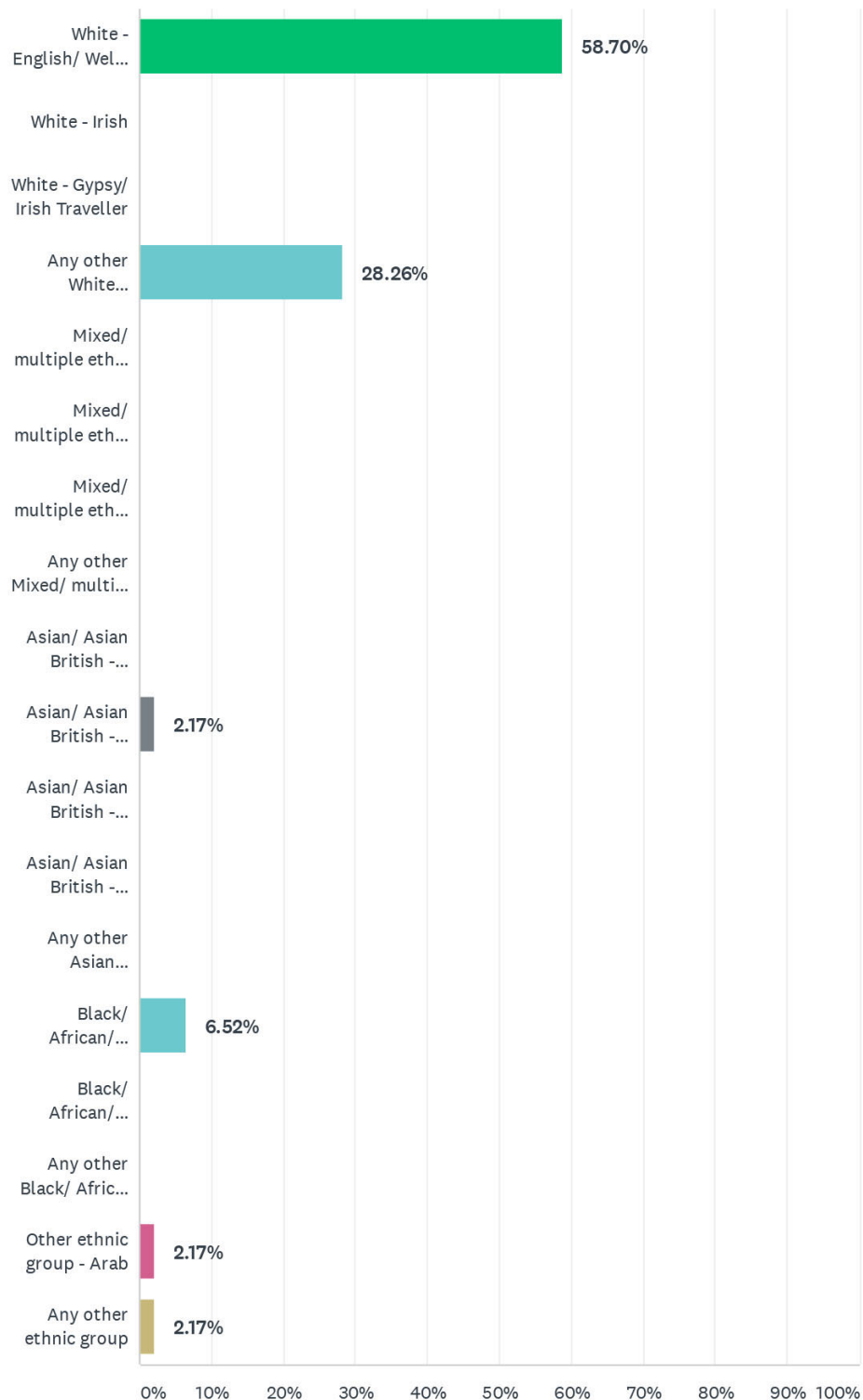
5.6. How many children and teenagers live in your household? (Please include grandchildren if they visit regularly).

Most of the respondents have no children and the ones who do have younger children, this suggests we'll need to do some outreach with the schools including on play design as we know there are a lot of children living on the estate.



To which of these ethnic groups do you consider you belong?

Answered: 46 Skipped: 3



Comments received relating to the proposals:

Q2 3.2 Are there any other play activities you would like to see within the park? Please describe in the box below:

We will go through all these comments and try to incorporate as many ideas where practical and appropriate.

- All of the play activities should be robust and durable so as to prevent vandalism.
- Zip wire. Tire swing.
- Wheelchair friendly swing and other accessible play equipment
- Lawns for informal ball play is important as many of these new parks are slightly too landscaped to provide a lot of space for ball play taking place next to other activities.
- Tables for chess or checkers
- table tennis
- Fenced off / safe area for dogs and dog owners.
- Chess
- Please provide equipment that can be used by Sybil Elgar students. The equipment needs to be sized for adults. Ten years ago they use to go to the park on avenue road and it was private secluded and equipment sized for them. The park was vandalised and the replacement equipment not suitable for their size. Please consider them.
- Sandpit, water play
- Basketball court or at least a hoop with half a court.
- Quest space to read a book, more meadows like space to attract insects
- Table tennis please
- No
- I would like to see a play path coming down from the hill (currently where the big slide is) so kids can use their bikes, scooters or skate board as well, because now they're doing it use the grass area which is a shame and they will continue doing it , it could come down on the far area from the pedestrian path. Also I would like a water feature no matter how small it is ,in the summer time toddlers will love it (small water holes fountain).
- small basketball court with at least one basket, two preferable so kids and youth can play basketball.

3.4 Are there any other items you would like to see within the park? Please describe in the box below:

We will go through all these comments and try to incorporate as many ideas where practical and appropriate.

- It is important that there is buffer planting around the edge to prevent it being very noisy for the apartments nearby. All of the trees - or at least as many as possible - should be preserved. New trees should be planted. There should also be enough lighting so that the park feels safe.
- Lighting. Community centre. Community hub. Nature area. Local information notice board.
- designated area for dogs and dog walkers
- Decent number of bins
- Lots of trees and shrubbery
- Some nice wide open space, couple of benches, nothing too close together.
- Grills to barbeque
- water fountain
- Fenced off / safe area for dogs and dog owners.
- Occupational Therapy swing the large round one please. Refer to Gunnersbury park equipment.
- Picnic benches Dog waste bins
- No boundary planting as they can be used to hide weapons to hurt people. No to gathering spaces at park entrance as this can create vulnerability for gangs, small children and animals too. LED lighting, facial recognition cameras, as Ealing has a lot of crime undetected.
- I think it's important that there will be as many trees as possible to improve air and counter air-pollution
- Table tennis please
- Instead of canopy shelters I suggest the seats placed under the many large trees there.
- larger trees pocket areas; various types of trees

3.5 If you have any comments/ideas regarding the design layout or activities please write them below:

We will go through all these comments and try to incorporate as many ideas where practical and appropriate.

- As above. There should be sufficient buffer plants to contain noise and lighting so the park feels safe at night.
- Keep the layout so it doesn't become an area for antisocial behaviour. Think of the teenagers because they always get forgotten then residents complain because they have nothing to do or anywhere to go.

- Ensure that there is lighting across the park area
- Do keep any existing trees, they provide shade, something to look at, screening, heritage and are often irreplaceable.
- I really think outdoor gyms are a waste of space!
- Given the park's location within a residential area, the park should strike the right balance between play equipment for children, sufficient trees and greenery to make the area attractive, and enough green space and minimal clutter to ensure it is still a peaceful and quiet area. Hammersmith Park close to Westfield is a great example of this.
- Adequate lighting and play equipment targeted at younger children rather than teenagers
- Feel the play areas could be a bit further up to maximise the amount of open space.
- Keep it nice and natural looking with lots of trees, not too manicured.
- Meadow space on boundary instead of tall boundary planting which could make it creepy to walk past at night.
- I am glad to see the proposal to improve the landscape and amenities in the park, however each park seems to look the same and have the same offer, implying gentrification. Whilst we see plenty of spaces for children, dog owners are seem to be forgotten. We have a lot of streets around the park and a safe / fenced off area where dogs can play without the lead is very much needed. The parks should offer amenities for all ages: children, teenagers (parkour - also for elderly), families and dog owners.
- Play areas at the centre of the park rather than the peripheries
- Outdoor brick built barbecue like homes have near Olympic park
- Most of the new parks here are focused on children's use primarily, yes on my road (Brouncker) there are very few kids. Please consider adult use of the space, for dog walking, picnics, sunbathing, or just relaxing. Love the wildflower meadow idea - more of those please!
- Soft play activities for babies, basketball ring, tables for lunch , play house
- I think it is important to allow space for dogs and dog owners. Either have a separate gated space for dogs off leads or allow this in the whole park
- It's wonderful that the council is investing in this deprived area. It would be good to fence the area and restrict to children/ parents/ guardians, to avoid adults gathering there to drink alcohol and behave badly, like they do in the Salisbury car park
- I would like to know how many trees are you going to save as in the current view they are vital to the wild life.
- I currently live there and I think it would be a good idea to keep the play areas further away from the flats. Older kids hang around at night and are very noisy. Something to keep the motorcycle s away would be good too
- I would like you to rethink the proposed pathway which seems to me same as the current ones, observing people behaviours including me , those paths if not half of the time more they aren't used, people cut short them on the grass all the time especially if they're crossing Avenue road to the park or through it to Church road or other roads
- The area needs to be safely insulated from Avenue Road.

- I have deep concerns about the expenditure on this park (and the others that are proposed). We have roads and, in particular, footpaths in this area which are difficult to navigate for even an able bodied person. I would suggest that, until all roads and footpaths are recovered to a usable level, parks are put on the back burner. With regards to the parks, outdoor gym equipment is fine but it will get used for about 2 months of the years since the weather in Britain does not allow the regular use of these items. As a council tax payer in Ealing, I consider this sort of expenditure to be frivolous and ill thought out considering the issues mentioned earlier.

Consultation and information sessions 11th December 2019 and 29th January between 3-6pm results and feedback

Consultation and information sessions were held at Acton Gardens Community Centre on the 11th December 2019 and 29th January between 3-6pm.

People had the opportunity to view the concept boards displayed inside the community centre and to select their favourite items as well as leave comments. People were also encouraged to complete the online survey.

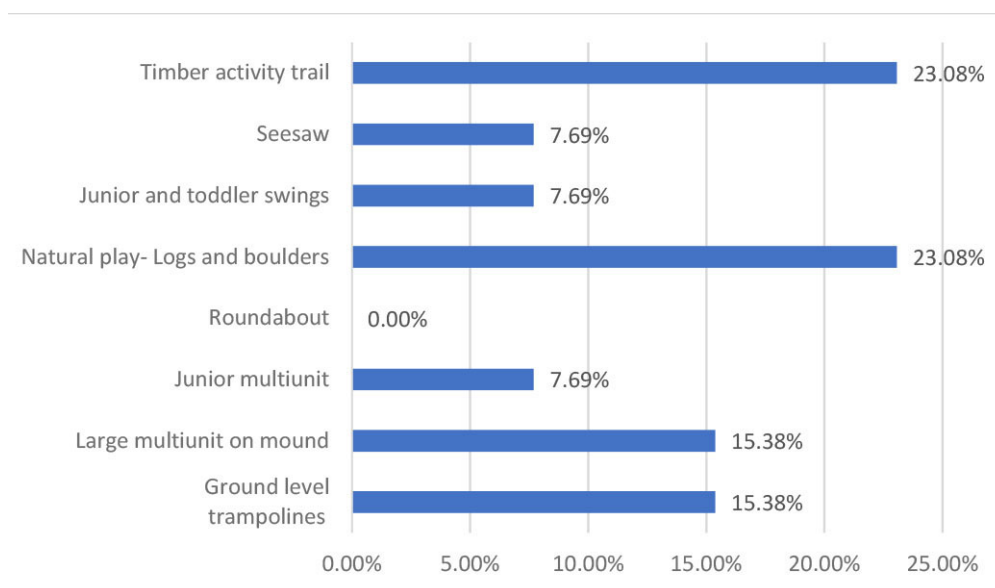


The consultation events were attended by adults with a wide age range between 20s to retired, the most popular items were:

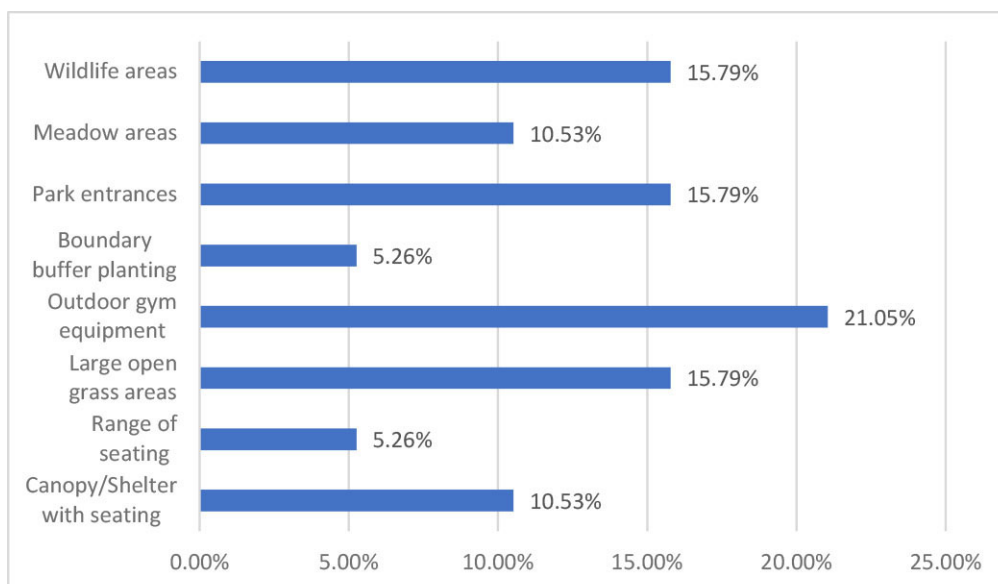
- Timber activity trail
- Natural play

- Large Multiunit on mound
- Trampoline
- Outdoor gym equipment
- Park entrances redesigned
- Large open grass areas
- Wildlife areas

What type of activities would you like in the play area?



What items would you like in the wider park area?



We will now use the results from both surveys to reevaluate the masterplan.

Comments received at the consultation event:

- Meadows and grass areas for running about
- Child size gym kits
- Trim trail for kids close by
- Secure kids area within park
- Stage area with steps/benches (like Harrow on the Hill)
- Smart design, nice looking
- Table tennis
- Items for girls
- Sports and fitness – outdoor
- Gym equipment , cross trainer etc
- Weights but easy
- Calisthenics, Parallel bars
- Big rope and net climber
- Noise issue- sound travels
- Seats and bins near gym kit
- Perimeter walk/circuit
- Group all gym kit together not spread out
- Retain the slide
- Would like to see equipment for children with disabilities so they feel included
- Would like to see a sensory garden with variety of smells touch etc.